

Mole-Richardson®



300 WATT MOLEQUARTZ® BETWEENIE SOLARSPOT®

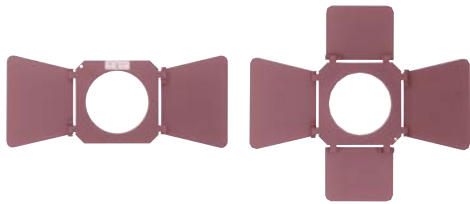
TYPE 3131

FEATURES

New circular channel construction for added strength, more efficient airflow for cooler operation and lower seal temperature of the globe for longer life. Front opening door for easy globe access. Focusing knob on front and rear for focusing from spot to wide flood with smooth even field. Simple focal spot mounting. Uses 300 watt FKW with 1.83" L.C.L. For use in Motion Picture, Television and Still Photographic Studios as a keylight, backlight or kicker.



TYPE 3131 MOLEQUARTZ®
BETWEENIE SOLARSPOT® MOUNTED ON
TYPE 3631 LITEWATE KIT STAND

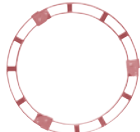


Type 40445
2-Way Barn Door

Type 40445A
4-Way Barn Door




Type 40437A
Moledisc Diffuser Frame



Type 23535
Molering Diffuser Frame



Type 23532 Molesnoot (Five-in-one)



Type 40438A Snoots (Set of 3)



Type 5526D
Half Double Moledura Scrim




Type 5523D
Double Moledura Scrim



Type G135
Scrim Bag



Type 50050
Scissor Clip with Safety Chain



Type 280108 Focal Spot with
Type 280114 Narrow Beam Lens Tube Assembly

ACCESSORIES

- 40445 2-Way Barn Door (2 Leaf)
- 40445A 4-Way Barn Door (4 Leaf)
- 31344 4-Way Barn Door (8 Leaf)
- 40437A Moledisc Diffuser Frame (5/8" dia.)
- 23535 Molering Diffuser Frame (5/8" dia.)
- 40438A Snoots (Set of 3)
- 23532 Molesnoot (Five-in-one)
Apertures: 1", 1 3/4", 2 1/8", and 2 1/2"
- 5526S Half Single Moledura Scrim—
Stainless Steel (5/8" dia.)
- 5526D Half Double Moledura Scrim—
Stainless Steel (5/8" dia.)
- 5523S Single Moledura Scrim—
Stainless Steel (5/8" dia.)
- 5523D Double Moledura Scrim—
Stainless Steel (5/8" dia.)
- 280340 Scrim Box
- G135 Scrim Bag
- 1201 C-Clamp
- 4022 Molegator Grip
- 50073 Junior to Baby Stand Adapter
- 500119 Hanger Adapter (5/8" Spud)
- 500141 Baby Wall Plate
- 500144 Baby Stand Bracket
- 500216 Baby Stand Triple Head
- 500250 Baby Stand Double Head
- 500327 Baby Spud Pole Adapter
- 500547 Right Angle Baby Wall Plate
- 500649 Molegrip Chain Wrench (5/8" Spud)
- 500768 Baby Offset Arm
- 500964 Scissor Clip Hook Adapter
- 500939 Scissor Clip Spud Adapter
- 500500 Scissor Clip with Safety Chain (5/8" Spud)
- 5001002 3" Mole Putty (5/8" Spud)

FOCAL SPOT

- 280108 Mole Focal Spot
- 280114 Narrow Beam Lens Tube Assembly
- 280115 Wide Beam Lens Tube Assembly
- 280109 Set of 4 Mats
- 280110 Diffuser Frame
- 280344 Focal Spot Kit

STAND SUBSTITUTIONS

- 75 Comet Lamp Boom
- 1391 Baby Size Low
- 1581 Baby Size Sky-Hi Litewate
- 2541 Baby Size Compact Litewate
- 2751 Long Moleboom
- 3281 Baby Size Standard Litewate
- 40651A Baby Stand
- 4811 Baby Size Low Compact Litewate

SPECIFICATIONS

HEAD: Type 3131, 300 watts.
RATING: 120/240 volts, A.C. or D.C.,
 2.5 amps max.—300 watts max.
SOCKET: 2-pin prefocus.
SWITCH: Thru-cord type in cable.
CABLE: 25 ft., Type SO, 3-conductor
 #18 AWG with 3-prong grounding houseplug.
 (Specify type of plug when ordering).
CONSTRUCTION: Rugged, light sheet
 aluminum with vertical circular interlocking
 channels for ventilation and perforated
 sheet aluminum in trough.
YOKE: Cast aluminum fits any standard
 5/8" dia. stand spud or 5/8" hanger spud.
CONDENSER: 3" dia. Fresnel glass
 lens. 12° to 58° field angle.
MIRROR: Alzak Aluminum.
FOCUSING: Rotating plastic knobs,
 front and rear.
SIZE: 6 1/8" x 7" x 9".
FINISH: Clear Anodized Aluminum and
 Maroon Powder Coat Enamel.
HEAD WEIGHT: 2 1/4 lbs.
CABLE WEIGHT: 2 1/4 lbs.
STAND: Type 2541 Baby Litewate Stand
 with standard 5/8" spud.
LOW: 33 1/2 inches.
HIGH: 92 1/2 inches. (2 extensions).
FOLDED FOR STORAGE: 35 1/2 inches.
STAND TOP TO LIGHT CENTER: 6 5/8 inches.
STAND WEIGHT: 5 lbs.

GLOBE TABLE

TYPE 3131 MOLEQUARTZ® BETWEENIE SOLARSPOT®

Base—2 pin prefocus. Burn with coil horizontal.
 T-6 bulb, 1.83" L.C.L.

Watts	Ordering Code	Color Temp. °K	Finish	Volts	Life Hours	Amps
300	FKW	3200	Clear	120	200	2.5
300	FSK	3200	Clear	240	150	1.2

Globes not included in price of lamp.
 See price list for complete details.

PERFORMANCE DATA

TYPE 3131 MOLEQUARTZ® BETWEENIE SOLARSPOT®

Using FKW, 300 watt, 120 volt, 3200°K quartz globe. 1.83" L.C.L.

Distance in Feet	Light Intensity F. C.		Beam Diameter* Feet	
	Maximum Flood	Minimum Spot	Maximum Flood	Minimum Spot
5	180	990	4.4	0.7
10	45	248	8.8	1.5
15	20	110	13.2	2.2

*Light tapers smoothly at edge of field. Diameters listed are flat area diameters at which the intensities are approximately 50% of tabulated intensities at beam center.

Mole-Richardson Co.

937 North Sycamore Avenue, Hollywood, California 90038-2384 U.S.A.

Tel. (323) 851-0111 Fax. (323) 851-5593 E-Mail: info@mole.com

World Wide Web: <http://www.mole.com>

©Mole-Richardson Co., Hollywood, CA



Litho in U.S.A.