

Mole-Richardson®



200 WATT MOLEQUARTZ® INBETWEENIE SOLARSPOT®

TYPE 3101



FEATURES

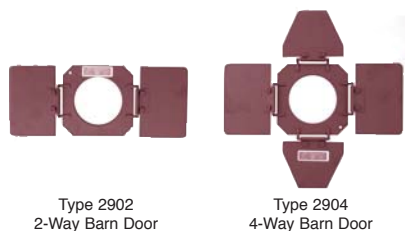
The 200 watt Molequartz® InBetweenie Solarspot® uses the **NEW** FVL 200 watt and the FVM 100 watt globes. Circular channel construction adds strength and more efficient airflow, resulting in cooler operation. Less heat on the fixture and lower seal temperature of the globes for longer life. Focusing knobs on the front and rear for focusing from spot-to-flood for a smoother even field. Curved yoke allows for a steeper lighting angle. The top clip is standard on all InBetweenies, allowing for barn doors, frames and scrims to be held more securely. For use in Motion Picture, Television and the Still Photographic Industries as a key-light, back-light or kicker.



Profile of InBetweenie showing the curved yoke allowing for a steeper lighting angle.

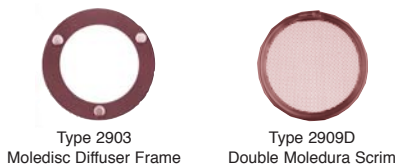


TYPE 3101 200 WATT MOLEQUARTZ®
INBETWEENIE SOLARSPOT® MOUNTED ON
TYPE 3631 LITEWATE KIT STAND



Type 2902
2-Way Barn Door

Type 2904
4-Way Barn Door




Type 2903
Moledisc Diffuser Frame

Type 2909D
Double Moledura Scrim



Type 29095
Molesnoot




Type 29094
Snoots



Type 500500
Scissor Clip




Type 5001002
3" Molesnoot with 5/8" Spud



Type 280195
Pattern Holder
"E" Micro Pattern



Type 500960
5/8" Spud to Woodscrew Adapter



Type 31038 Focal Spot and Type 280114
Narrow Beam Lens Tube Assembly
mounted on Type 3101 InBetweenie

ACCESSORIES

- 2902 2-Way Barn Door
- 2904 4-Way Barn Door
- 2903 Moledisc Diffuser Frame (3")
- 29094 Snoots (Set of 3)
- 29095 Molesnoot (Four-in-One)
Apertures: 5/8", 1", 1 3/8" and 1 3/4".
- 2908S Half Single Moledura Scrim—
Wire Screen (3")
- 2908D Half Double Moledura Scrim—
Wire Screen (3")
- 2909S Single Moledura Scrim—
Wire Screen (3")
- 2909D Double Moledura Scrim—
Wire Screen (3")
- 1201 C-Clamp
- 2355 Base Plate
- 4022 Molegator Grip (5/8" Spud)
- 23523 5/8" to 3/8" Spud Adapter
- 50073 Junior to Baby Stand Adapter
- 500119 Hanger Spud (5/8" Spud)
- 500141 Baby Wall Plate
- 500144 Baby Stand Bracket
- 500500 Scissor Clip Spud Adapter with
Safety Chain
- 500771 Baby Wall Plate
- 500939 Scissor Clip Spud Adapter
- 500960 5/8" Spud to Woodscrew Adapter
- 5001002 3" Mole-Putty (5/8" Spud)

FOCAL SPOTS

- 31038 Focal Spot
- 280114 Narrow Beam Lens Tube Assembly
- 280115 Wide Beam Lens Tube Assembly
- 280109 Set of 4 Mats
- 280110 Diffuser Retainer
- 280195 Pattern Holder (Use "E" Micro Pattern)

STAND SUBSTITUTIONS

- 75 Comet Lamp Boom
- 1391 Baby Size Low
- 1581 Baby Size Sky-Hi
- 1851 Baby Size Sky-Hi Litewate
- 2541 Baby Size Compact Litewate
- 2751 Long Moleboom
- 3281 Baby Size Standard Litewate
- 40651A Baby Size Standard
- 4811 Baby Size Low Compact Litewate
- 5601 Molepac Litewate
- 5603 Molepac Litewate

PERFORMANCE DATA

Distance Feet	Using FVL, 200 watt, 120 volt, 3200°K quartz globe				Using FVM, 100 watt, 120 volt, 3200°K quartz globe			
	Light Intensity F.C.		Beam Diameter* Feet		Light Intensity F.C.		Beam Diameter* Feet	
	Max. Flood	Min. Spot	Max. Flood	Min. Spot	Max. Flood	Min. Spot	Max. Flood	Min. Spot
5	92	212	3.9	1.3	48	112	3.6	1.2
10	23	53	7.8	2.6	12	28	7.3	2.3
15	10.2	24	11.7	3.9	5.3	12	10.9	3.5

*Light tapers smoothly at edge of field. Diameter listed are flat area diameters at which the intensities are approximately 50% of tabulated intensities at beam center.

SPECIFICATIONS

- HEAD:** Type 3101, 200 watts.
- RATING:** 120 volts, A.C. or D.C.,
1.7 amps max.—250 watts max.
- SOCKET:** Miniature 2-pin (G5.3).
- SWITCH:** Thru-cord type in cable.
- CABLE:** 25 ft., Type SO, 3 conductor
#18 AWG with 3-prong grounding houseplug.
(Other plugs available upon request).
- CONSTRUCTION:** Rugged, light sheet
aluminum with vertical circular interlocking
channels for ventilation and perforated
sheet aluminum in trough.
- YOKE:** Cast aluminum. Curved yoke
allowing for steeper lighting angles.
Fits any standard 5/8" dia. stand spud
or 5/8" hanger spud.
- CONDENSER:** 2" dia. Fresnel lens of heat
resisting glass. 22° to 57° field angle.
- MIRROR:** Alzak aluminum.
- FOCUSING:** Rotating plastic knob on
front and back.
- FINISH:** Anodized Aluminum and
Maroon Powder Coat Enamel.
- SIZE:** 5 7/8" x 3 5/8" x 4 3/4"
- HEAD WEIGHT:** 1 1/2 lbs.
- CABLE WEIGHT:** 2 1/4 lbs.
- STAND:** Type 3631 Litewate Kit
Stand with standard 5/8" dia. spud.
- LOW:** 30 1/4".
- HIGH:** 104 1/2".
- FOLDED FOR STORAGE:** 30".
- STAND TOP TO LIGHT CENTER:** 3 1/2".
- STAND WEIGHT:** 5 lbs.

GLOBE TABLE

Base, miniature 2-pin (G5.3)
Burn with base down to horizontal.
T-3 1/2 bulbs, 1.26" (32mm) L.C.L.

Watts	Ordering Code	Color Temp. °K	Finish	Volts	Life Hours	Amps
200	FVL	3200	Clear	120	200	2.1
100	FVM	3200	Clear	120	200	1.0

Globes not included in price of lamp.
See price list for complete details.

KITS

Refer to the Kit Section.

Mole-Richardson Co.

937 North Sycamore Avenue, Hollywood, California 90038-2384 U.S.A.

Tel. (323) 851-0111 Fax. (323) 851-5593 E-Mail: info@mole.com

World Wide Web: <http://www.mole.com>

©Mole-Richardson Co., Hollywood, CA



Litho in U.S.A.